

Poinsett County

Socio-Economic Indicators To Evaluate Resilience Against Future Pandemics

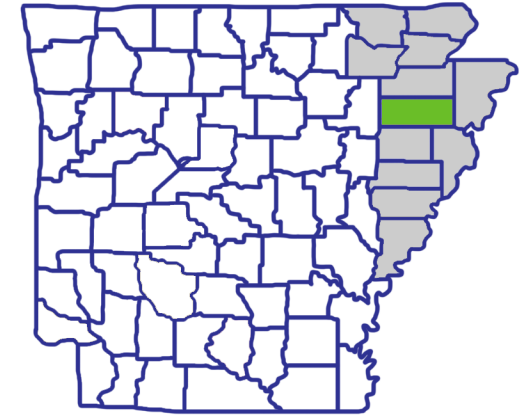
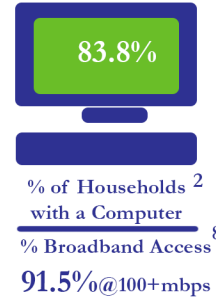
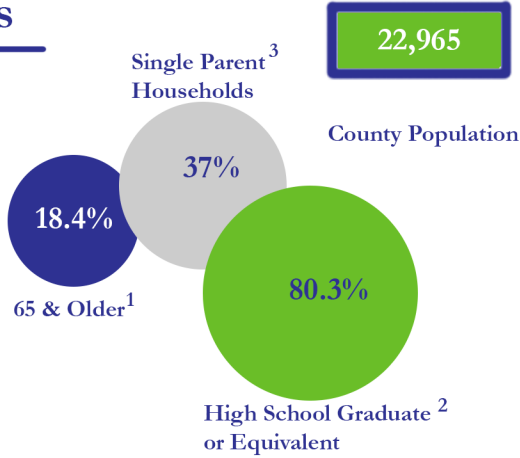
Population Indicators

Race & Ethnicity: ¹

Hispanic/Latino	-	3.3%
Pacific Islander	-	0.0%
American Indian	-	0.4%
Asian	-	0.3%
White	-	86.2%
Black	-	8.3%

Poverty Rate ² - 21.2%

Poverty Rate for ³
Children under 18 - 33.0%



East Arkansas Planning and Development District

Health Care Indicators



No Health Insurance ² - 10.7%

Mental Health Providers ³
Per Population - 1:350

Medical/ ⁴
Surgical
Facilities
0



Primary ³
Health Care
Physicians Per
Population
1:5,990



Source Information:

1. 2020 Census, 2. 2015-2019 American Community Survey, 3. www.countyhealthrankings.org, 4. 2016 County Business Patterns Census, 5. Bureau of Labor Statistics 2020 Annual Averages, 6. H+T Affordability Index, 7. National Center for Education Statistics 8. Broadband Now

Economic Indicators

Income Inequality ³	4.2
Unemployment Rate ⁶	5.5%
Housing+Transportation Costs % Per Income ⁶	54%
Home Ownership ²	62.9%

Community Indicators



Social Associations ³	10.4
# of Hotels ⁴	3